

Flowlet



Fin: [Flowlet](#)



Flowlet is a background application which makes Flow smoother to use.

General

Flowlet is a Windows utility program that makes possible to use **Google Chrome** and **Mozilla Firefox** browsers with the Flow 2020. No Java Runtime Environment (JRE) is needed. Flowlet's task is to access the local disc of your workstation. It works as a middleman between your workstation and the server. It controls file transfers and Windows program launches.



Table of contents:

- [General](#)
- [Allow Flowlet to open links](#)
- [Installation](#)



Flowlet doesn't support Internet Explorer. You still need Java Runtime Environment (JRE) with IE.



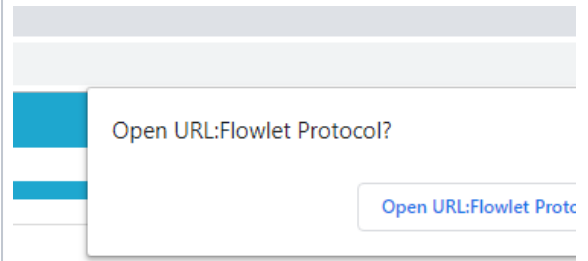
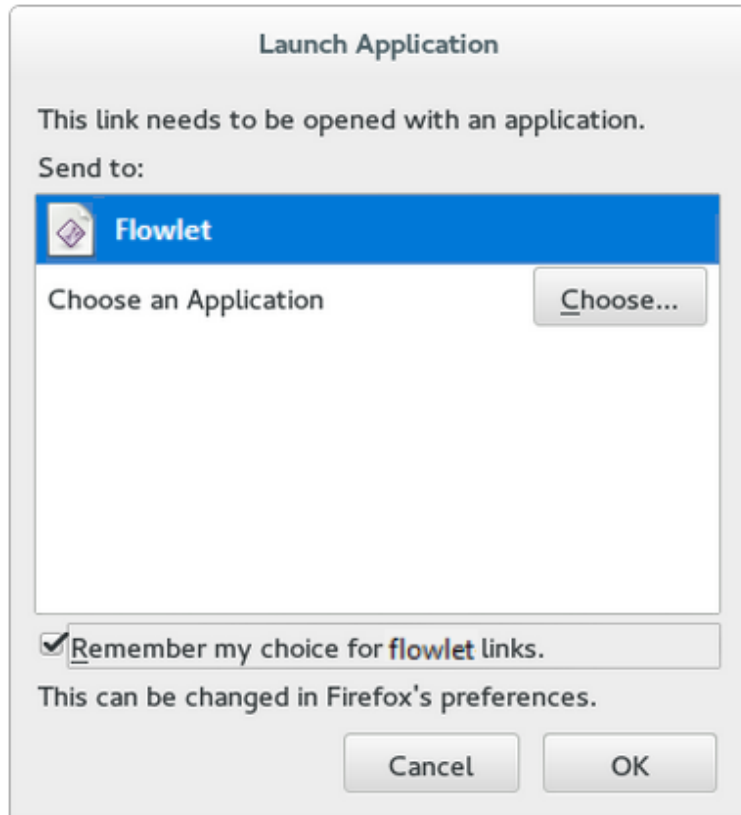
Flowlet does not support mobile devices. Modifying files is limited: you have to take care of file locations when checking out document files.

Allow Flowlet to open links

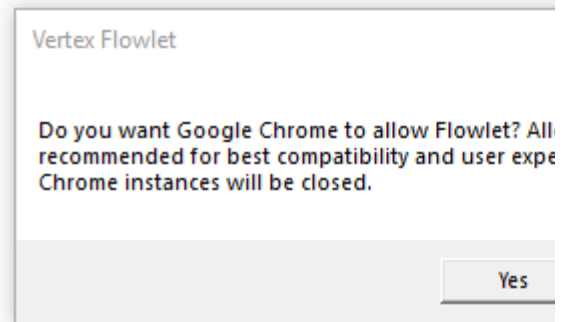
Flowlet needs a permission to open web link on the web browser. Follow the instructions below to give the permission on Chrome and Firefox.

Firefox	Chrome
---------	--------

To prevent Launch Application dialog popping up continuously select 'Remember my choice for flowlet links' checkbox and press OK button to continue.

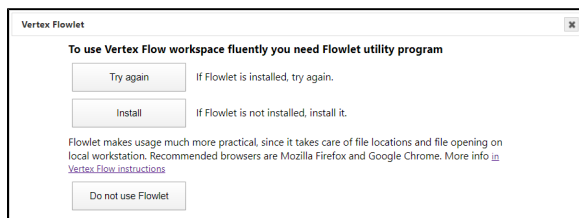


Give permission to Flowlet during the installation by selecting 'Yes' the Open URL dialog popping up continuously.



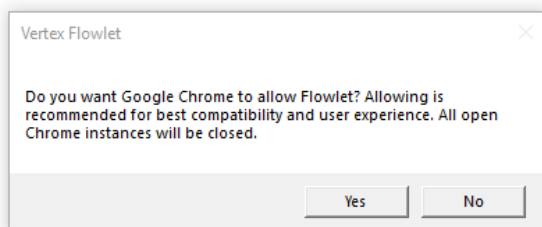
Installation

Flow recommends you to install Flowlet on the first login.



Select Install and run the installation.

Depending on your browser setting, installation program may ask permission for Flowlet to open links. Click Yes to give the permission.



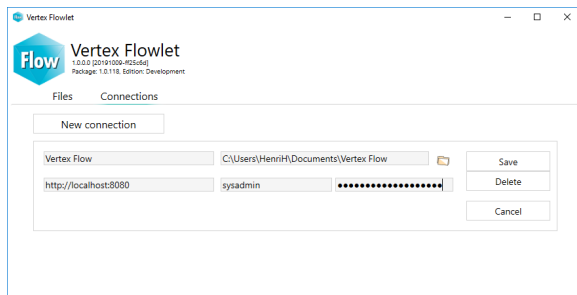
Flowlet is now running and its icon shows on the task bar.



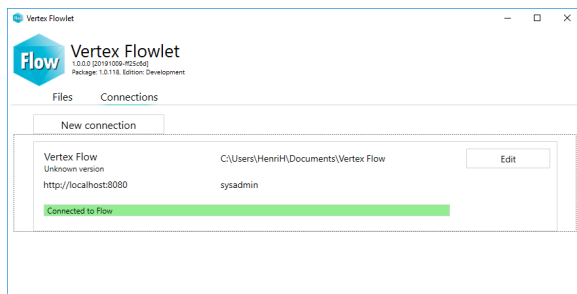


Connect Flowlet to the server as follows:

1. Refresh the browser running Flow (press F5 button) or log on again. Flowlet window pops up.
2. Fill the password field on the Connection sheet. Use your Flow password.
3. Do not modify the default Workspace Folder value. Network drives (like OneDrive) are not recommended.



The successful connection is indicated with 'Connected to Flow' text with green background. Now you can close Flowlet window and start using Flow.



Flowlet updates itself automatically via Internet by default.